



Investment Management **Overview**



CORBETT ROAD
WEALTH MANAGEMENT





Table of **Contents**

Solutions

Passive	5
Active	6
Hybrid	7
Tactical	10

Fundamental Analysis 12

crfusion™ 13

Disclosures 14




Investment Philosophy

Corbett Road believes in the power of a well diversified portfolio that utilizes multiple investment methodologies and disciplines to effectively manage risk and capture market opportunities. Our philosophy is centered around creating customized portfolios that align with client's risk tolerance, investment objectives and behavioral tendencies which in turn allows us to maximize potential returns while mitigating downside risk. With a focus on long-term value creation, we strive to deliver consistent and sustainable performance with a disciplined approach to investment management.

Passive Solutions: MAAP Strategies

Asset Allocation is an investment approach that aims to balance risk by dividing assets among major categories such as cash, bonds, stocks, and real estate. Furthermore, the goal is to divide your investment dollars among asset categories that do not all respond to the same market forces in the same way at the same time. While one asset category increases in value, another may decrease or may not increase as much. The risk-return trade-off lies at the core of this approach.

Passive by nature, strategic by design—our **mypath** Asset Allocation Portfolios™ (MAAP) offer a simple way to build a broadly diversified core portfolio. Available in allocation mixes spanning the target risk spectrum, our passive strategies establish a client's long-term base portfolio using low-cost, passive exchange traded funds (ETF) products. While strategic adjustments are made on a year-to-year, these portfolios are designed to remain invested throughout the economic cycle and market fluctuations. Providing broad exposure to global equity, fixed income, and real estate markets, our passive solutions can be used as a standalone solution or in conjunction with our other strategies.



Portfolio allocations are subject to change.
Asset Allocation strategies and diversification do not ensure a profit or protect against loss.

Active Solutions:

Actively managed strategies seek long-term growth of capital. Designed to remain fully invested throughout the economic cycle, weathering market volatility, and generating alpha through stock selection.

Select Q

The Select Q Strategy is a concentrated, growth equity strategy seeking long-term capital appreciation through investments in high-quality growth stocks and emerging market leaders. The strategy aims to invest in companies with leading brands, innovative products or services, and unique competitive advantages supportive of long-term growth.

Opportunity

The Opportunity Strategy targets between 35-40 individual equity positions, though it may invest in exchange-traded funds (ETFs) or other exchange-traded assets when needed. Historically it has been more growth oriented and can invest in any exchange-traded asset class.

Dynamic ETF

Utilizes a core/satellite approach to investing. Dynamic can invest in any ETF, and it primarily invests in broad market index ETFs, sector and industry-specific ETFs as well as factor and style focused ETFs.

Core Equity

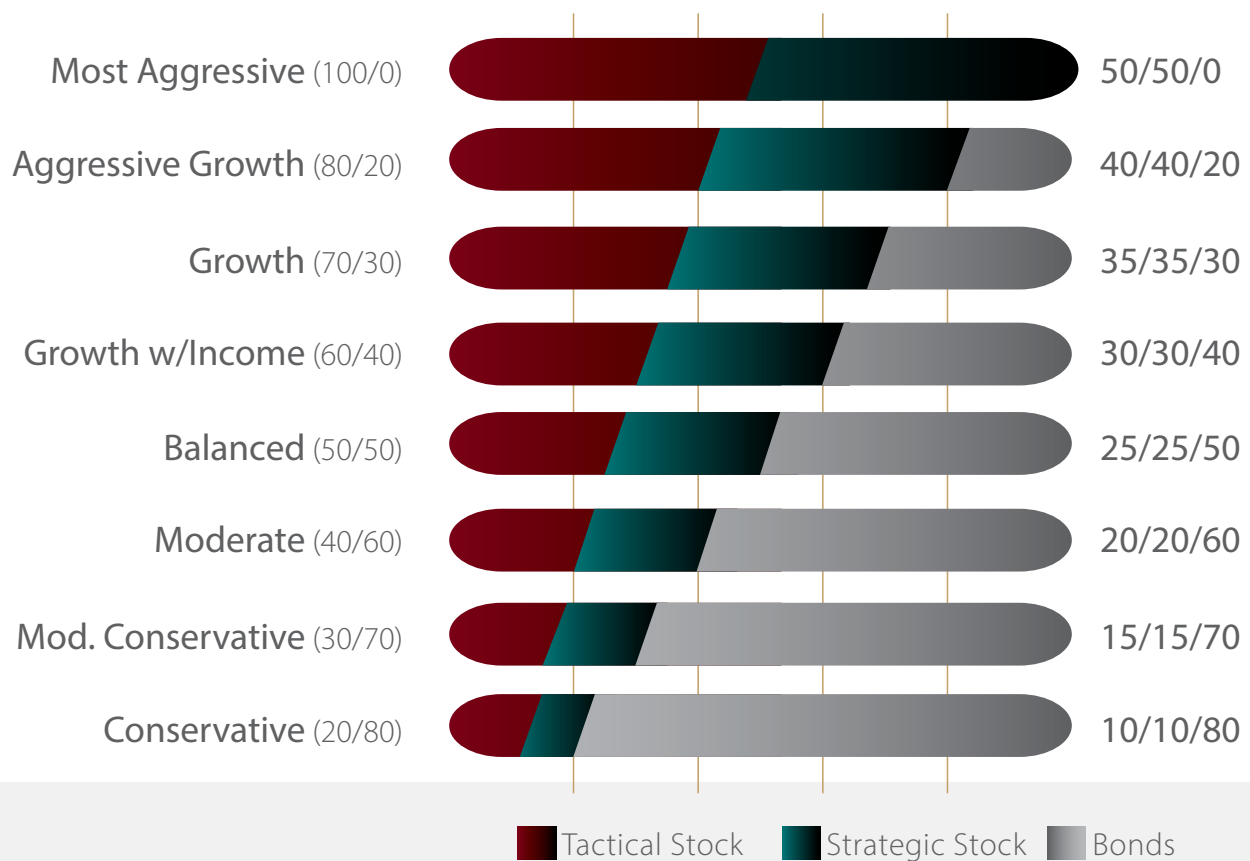
The Core Equity Strategy is more value/blend oriented in its approach. It invests in demand inelastic business models and incorporates ESG¹ as an additional stock selection filter. This strategy can invest in any exchange-traded asset class and is not restricted by market cap, sector, or geographic location.

1. ESG investing is sometimes referred to as socially responsible investing. Corbett Road Investment Management uses a third party for the analysis and screening process that looks for companies that adhere to certain ESG standards. ESG strategies may limit or eliminate exposure to investments in certain industries or companies that do not meet specific ESG criteria. As a result, an ESG portfolio may under-perform other diversified portfolios or an appropriate benchmark that does not have an ESG focus and may forgo certain market opportunities available to strategies that do not use these criteria.

Hybrid Solutions: Helix Strategies

The Helix Strategy combines strategic asset allocation with tactical risk management to create a holistic client solution that seeks to provide long-term total return. Tactical ETFs form the foundation of the Helix Series, complimented by 8-15 exchange-traded funds (ETFs) with target allocations determined by the risk tolerance of the individual investor. Adjustments to individual positions

and/or portfolio rebalances will be guided by Corbett Road's proprietary risk model, **macrocast™**, or by changes to the underlying holdings within the tactical allocation. Pairing actively managed tactical investments with the diversification benefits of passive broader asset allocation exposure, the Helix Series offers a synchronized investment approach with disciplined risk management.



Portfolio allocations are subject to change.

Hybrid Solutions: Buffered Outcome Strategies

Corbett Road's Buffered Outcome Strategies are constructed using a combination of multiple Buffered Exchange Traded Funds (ETFs).

Buffered Outcome Strategies provide a solution to investors that find experiencing losses to be more difficult than missing out on potential gains. These strategies are designed to offer a different approach to risk management by enabling investors to participate in the growth potential of equity markets up to a stated cap, with a specific downside buffer.

Buffered ETFs are constructed with an actively managed basket of FLEX Options. These are options that allow for customized strike prices, underlying reference assets, and expiration dates. Having strike prices that expire on a designated date, forms an outcome period. The combination of these options coming together, results in the reference asset (or index) exposure, the buffer, and the cap of a Buffered ETF.

(The below illustration provided is for illustrative purposes only and does not represent a specific Buffered ETF offering).

ABCs of Buffered ETFs

A = Asset: These types of strategies provide proxy exposure to a reference asset (or index) — i.e. S&P 500® Index.

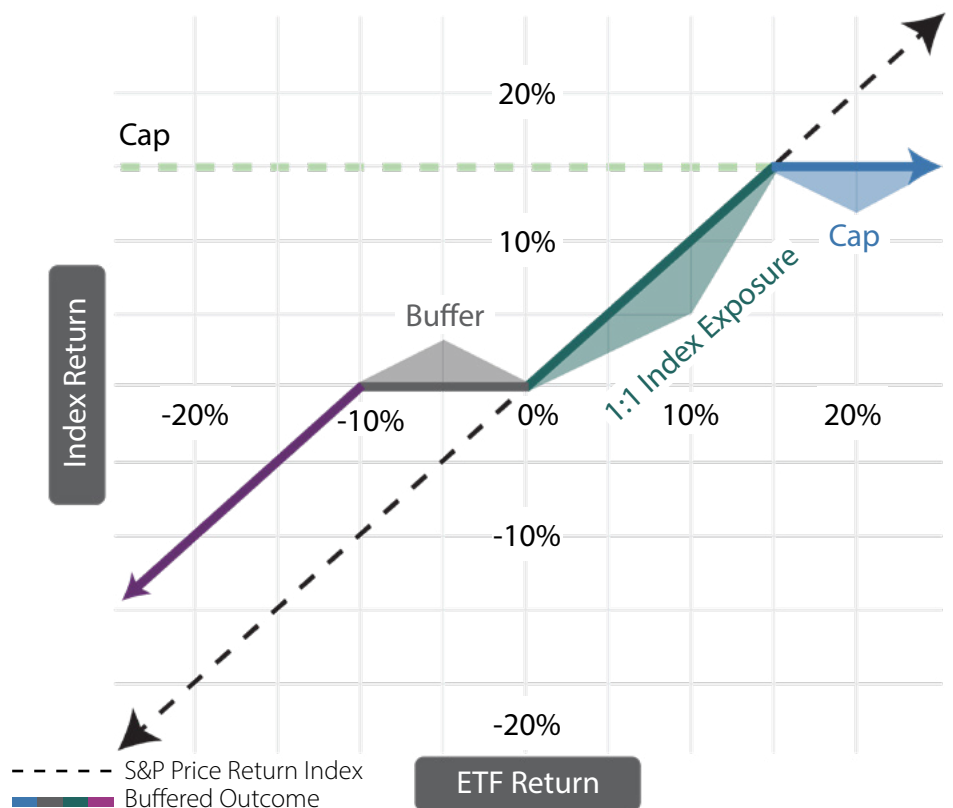
Reference asset (or index) exposure means the returns of the underlying investments will correlate to the reference asset (or index) that it tracks. It is considered “proxy” exposure due to inability of investors to directly invest in an index.

B = Buffer: These types of strategies provide a downside buffer against first losses.

A Buffer is a stated percentage whereby the reference asset (or index) can decrease, but the loss will not be experienced by the investor until the buffer percentage is reached.

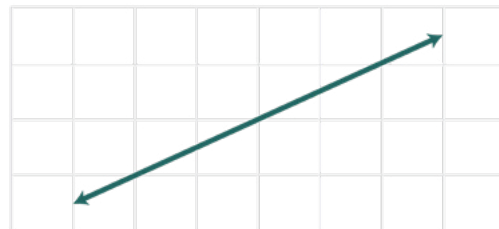
C = Cap: These types of strategies provide reference asset (or index) participation up to a stated cap.

A Cap is a specified percentage at which an investor's ability to participate in market growth stops.



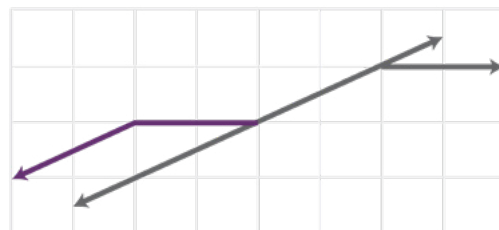
Asset

The reference asset (or index) exposure to the S&P 500 is structured as proxy by purchasing four options



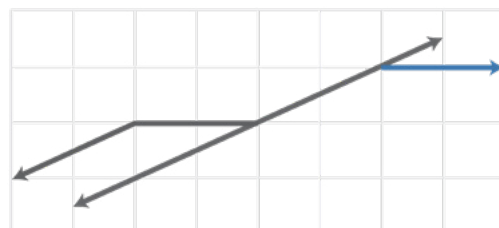
Buffer

A downside buffer is created by buying an at-the-money put and selling an out-of-the-money put (also known as a “put spread”). This produces a downside buffer relative to the reference asset or index.



Cap

The Cap is created by selling an out-of-the-money call.



Option: An option contract gives the buyer the right to buy or sell securities at an agreed-upon price with a defined time period.

Call: A call option gives the buyer the right to buy an asset at a specified price.

Put: A put option gives the buyer the right to sell an asset at a specified price.

Strike Price: The agreed-upon price at which an underlying asset can be bought or sold.

At-The-Money: An option is at-the-money if the strike price and price of the underlying asset are equal.

Out-Of-The-Money: A call option is out-of-the-money if the underlying price is trading below the strike price of the call. A put option is out-of-the-money if the underlying price is above the put’s strike price.

The S&P 500® measures the performance of the large-cap segment of the market. Considered to be a proxy of the U.S. equity market, the index is composed of 500 constituent companies.

Full extent of caps and buffers only apply if held for the stated Outcome Period. An investor that purchases Fund Shares after the Outcome Period has begun or sells Fund Shares prior to the end of the Outcome Period may experience results that are very different from the investment objective sought by the Fund for that Outcome Period. There is no guarantee that the Cap will remain the same the end of the Outcome Period. FLEX Options Risk: The Fund will utilize FLEX Options issued and guaranteed for settlement by the Options Clearing Corporation (“OCC”). The Fund bears the risk that the OCC will be unable or unwilling to perform its obligations under the FLEX Options contracts. In the unlikely event that the OCC becomes insolvent or is otherwise unable to meet its settlement obligations, the Fund could suffer significant losses.

FLEX Options are customized equity or index options contracts that trade on an exchange, but provide investors with the ability to customize key contract terms like exercise prices, styles, and expiration dates. An options contract is an agreement between a buyer and seller that gives the purchaser of the option the right, but not the obligation, to buy (in the case of a call option), or to sell (in the case of a put option), a particular asset as a specified future date at an agreed upon price (commonly known as the “strike price”).

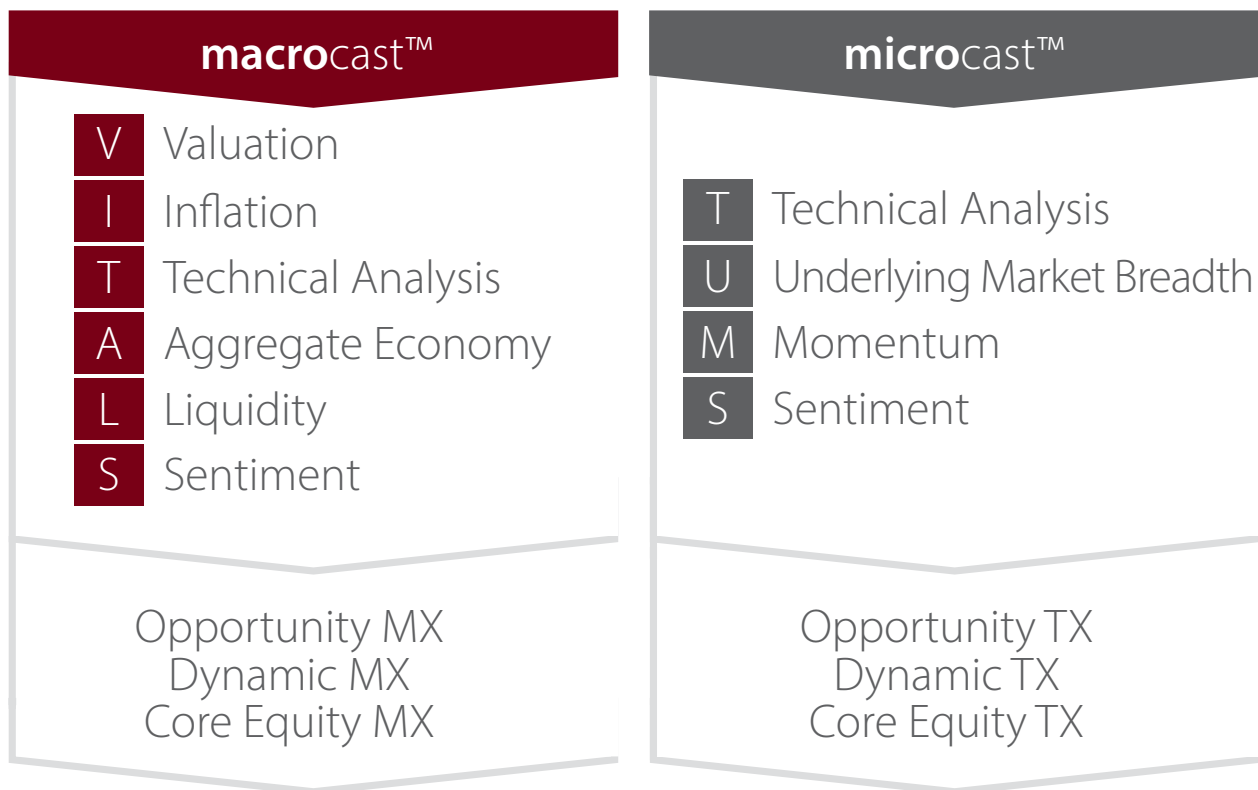
Investing involves risk including possible loss of principle. There is not guarantee that funds will achieve their investment objective and may not be suitable for all investors.

Investors may lose their entire investment, regardless of when they purchase shares, and even if they hold shares for an entire Outcome Period. Full extent of Caps and Buffers only apply if held for stated Outcome Period and are not guaranteed. The Cap may increase or decrease and may vary significantly.

Spire Wealth Management, LLC is a Federally Registered Investment Advisory Firm. Securities offered through an affiliated company, Spire Securities, LLC., a Registered Broker/Dealer and member FINRA/SIPC.

Tactical Solutions: **macro**cast™ & **micro**cast™

Our smart**tactical**™ Strategies enable your overall portfolio to be more adaptive to changing market environments. These strategies have the ability to invest in any exchange traded asset class and are not restricted by market cap, sector, or geographic location. They may also hold a substantial fixed income or cash position based upon our **macro**cast™ or **micro**cast™ indicators.



Tactical investing is generally more complex and may involve higher or different risks than standard long-term (static) investment strategies.



What is **macrocast**™?

macrocast™ is the foundation for the risk allocation across most of our tactical strategies. The **macrocast**™ Score and its trends work to assess if market conditions are favorable or unfavorable for risk assets.

How is the **macrocast**™ Score Determined?

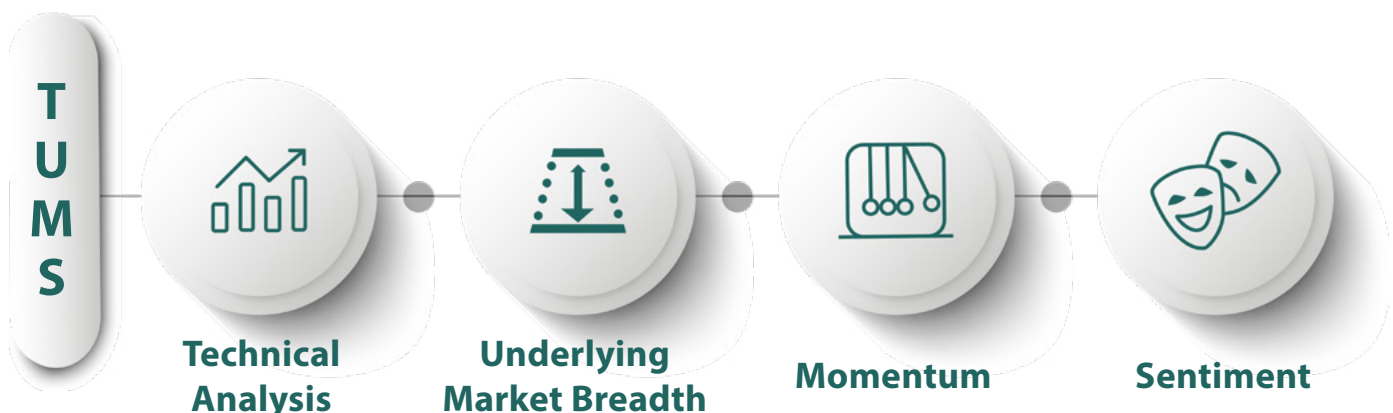
Corbett Road examines data across six categories (the “VITALS” that we believe impact market conditions). Within the VITALS, we examine more than 20 specific indicators that drive the **macrocast**™ Score. These indicators are then assessed and classified as signaling a positive (+1), neutral (0), or negative (-1) trend. The final **macrocast**™ Score is the result of the summation of the classified indicators.



What is **microcast**™?

How is the **microcast**™ Score Determined?

Corbett Road examines data across four specific categories (“TUMS”) that we believe impact near to intermediate-term market conditions. **microcast**™ assesses more than ten specific indicators within these four categories. Each of the indicators are designed to give positive or negative signals that, in aggregate, generate the **microcast**™ optimal risk allocation. This determines the allocation split between equity and defensive assets within the strategy.



Fundamental Analysis

In addition to our **macrocast™** and **microcast™** analysis, we utilize fundamental analysis throughout our equity selection process. Our equity selection is primarily driven by three segments.



Titans

One that is gigantic in size or power; one that stands out for greatness of achievement.

The foundation of the portfolio is built on the backs of Titans. These are generally large, established businesses, with sustainable competitive advantages that support consistent revenue growth, predictable earnings, and high return on invested capital (ROIC). Titans are generally seen as longer-term investments in companies that will likely still be leaders over the next ten years.

Trailblazers

One who must pave a path for themselves. A trailblazer may not have the same opportunity or leg up as others but isn't afraid to blaze the trail and not look back.



Trailblazers are generally younger or smaller companies. They are in the building phase of their growth cycle, often reinvest heavily into their own business, and have a long runway ahead. Typically, these are growth or momentum style investments that offer innovative products or services. They have accelerating earnings or sales growth, exhibit relative strength, and expected margin expansion as they finish laying the groundwork.



Turnarounds

One that is experiencing an abrupt or unexpected change, especially when that change results in a more favorable situation.

Turnarounds are generally value style investments that are trading at discounted valuations with improving economic prospects. They can also be cyclical stocks that tend to outperform during certain stages of the economic cycle.



crfusionTM

Using your 360° Risk Assessment, Corbett Road is better able to customize your investment solution through our **crfusion**TM process. **crfusion**TM is the ability to blend Corbett Road strategies into a custom portfolio solution. By combining tactical, active, and passive strategies we are able to establish guardrails around your maximum and minimum risk parameters. This creates a more customized and targeted solution that considers both the positive and negative fluctuations that occur throughout a market cycle. The underlying goal of **crfusion**TM is to enable us to compete with an established benchmark when the market is considered “healthy” but also provide a mechanism of defense when the market face significant recessionary pressure.



Passive
Strategies

Passive strategies are designed to maintain their allocation regardless of market conditions.

+



Active
Strategies

Active strategies remain in their original allocation, but will change the underlying investment based on fundamental analysis.


+



Tactical
Strategies

Tactical strategies have the ability to shift the allocation more favorably to stocks, fixed income, or cash at any time depending upon the health of the market.

=



crfusionTM

crfusionTM allows a client to invest in a customized and targeted solution that considers both the positive and negative fluctuation that occur throughout a market cycle.

Please see important applicable disclosures at the end of this presentation.

Spire Wealth Management, LLC is a Federally Registered Investment Advisory Firm. Securities offered through an affiliated company, Spire Securities, LLC., a Registered Broker/Dealer and member FINRA/SIPC.

All information is based on sources deemed reliable but no warranty or guarantee is made as to its accuracy or completeness. **macrocast™** and **microcast™** are proprietary indices used by Corbett Road Wealth Management to help assist in the investment decision-making process. Neither the information provided by **macrocast™** or **microcast™** nor any opinion expressed herein constitutes a solicitation for the purchase or sale of any securities, and should not be relied on as financial advice. The phrase "the market" refers to the S&P 500 Total Return Index unless otherwise stated. The phrase "risk assets" refers to equities, REITs, high yield bonds, and other high volatility securities. Past performance is no guarantee of future results.

Risk analysis questionnaire and risk score are provided through Riskalyze. Returns range expectations are derived by taking the individual holdings past performance and projecting returns within 95% probability level.

There can be no assurance that any investment product or strategy will achieve its investment objective(s). Investing involves risk, including the entire loss of principal invested. Diversification neither assures a profit nor guarantees against loss in a declining market.

GARP is an equity investment strategy that seeks to combine views of both growth investing and value investing. Return on Equity is the measure of financial performance calculated by dividing net income by shareholder's equity. Value Methodology seeks stocks that tend to outperform in a specific part of the economic cycle.

Corbett Road Investment Management (CRIM) is a Subchapter S Corporation affiliated with Spire Wealth Management, LLC an independent registered investment advisor. CRIM claims compliance with the Global Investment Performance Standards (GIPS®). Valuations are computed and performance is reported in U.S. dollars. A complete list of composite descriptions is available upon request. Policies for valuing portfolios, calculating performance, and preparing compliant presentations are available upon request. To obtain a compliant presentation for the associated strategy, please contact us at 703.748.5833 (local) or 888.737.8907 (toll free).

Carefully consider the Funds' investment objectives, risk factors, charges and expenses before investing. This and additional information can be found in the Fund's prospectus and Summary Prospectus, which may be obtained by visiting www.corbettroadfunds.com. Read the prospectus and Summary Prospectus carefully before investing.

Foreside Fund Services, LLC, distributor.

Investing involves risk, including possible loss of principal. Diversification does not ensure profits or prevent losses. The Fund's return may not match or achieve a high degree of correlation with the return of the Index. The Fund is non-diversified; to the extent the Fund's investments are concentrated in or have significant exposure to a particular issuer, industry or group of industries, or asset class, the Fund may be more vulnerable to adverse events affecting such issuer, industry or group of industries, or asset class than if the Fund's investments were more broadly diversified. Issuer-specific events, including changes in the financial condition of an issuer, can have a negative impact on the value of the Fund.

There is no guarantee that the Sub-Adviser's allocation techniques and decisions will produce the desired results. Investments in non-U.S. securities involve certain risks that may not be present with investments in U.S. securities including foreign currency fluctuations or to expropriation, nationalization or adverse political or economic developments, relatively low market liquidity and decreased publicly available information. Non-U.S. issuers may also be subject to inconsistent and potentially less stringent accounting, auditing, financial reporting and investor protection standards than U.S. issuers.

A new or smaller fund is subject to the risk that its performance may not represent how the fund is expected to or may perform in the long term. In addition, new funds have limited operating histories for investors to evaluate and new and smaller funds may not attract sufficient assets to achieve investment and trading efficiencies.

Shares are bought and sold at market price (closing price) not net asset value (NAV) and are not individually redeemed from the Fund. Market price returns are based on the midpoint of the bid/ask spread at 4:00pm Eastern Time (when NAV is normally determined) and do not represent the return you would receive if you traded at other times.



CORBETT ROAD
WEALTH MANAGEMENT

Toll Free: 844.688.4955

info@corbettroad.com

www.corbettroad.com

[linkedin.com/company/corbettroad](https://www.linkedin.com/company/corbettroad)

Washington, D.C.

7901 Jones Branch Dr

Suite 800

McLean, VA 22102

Local: 703.748.5836

Boston, MA

101 Arch St

8th Floor

Boston, MA 02110

Local: 617.600.7930

Los Angeles, CA

1901 Avenue of the Stars

Suite 200

Century City, CA 90067

Local: 310.591.5674

Fort Lauderdale, FL

The Galleria at 2598 E. Sunrise

Blvd Coral Ridge, Suite 2104

Ft. Lauderdale, FL 33304

Local: 954.507.6028

Knoxville, TN

800 S. Gay St

Suite 700

Knoxville, TN 37929

Local: 865.444.4520

Phoenix, AZ

2375 E. Camelback Rd

Suite 600

Phoenix, AZ 85016

Local: 602.807.1145

St. Louis, MO

7777 Bonhomme Ave

Suite 1800

Clayton, MO 63105

Local: 314.463.0132