

Active Strategies

As of **September 30, 2024**

These strategies seek long-term growth of capital. They are designed to remain fully invested throughout the economic cycle and weather market volatility, with the goal of generating alpha through stock selection.

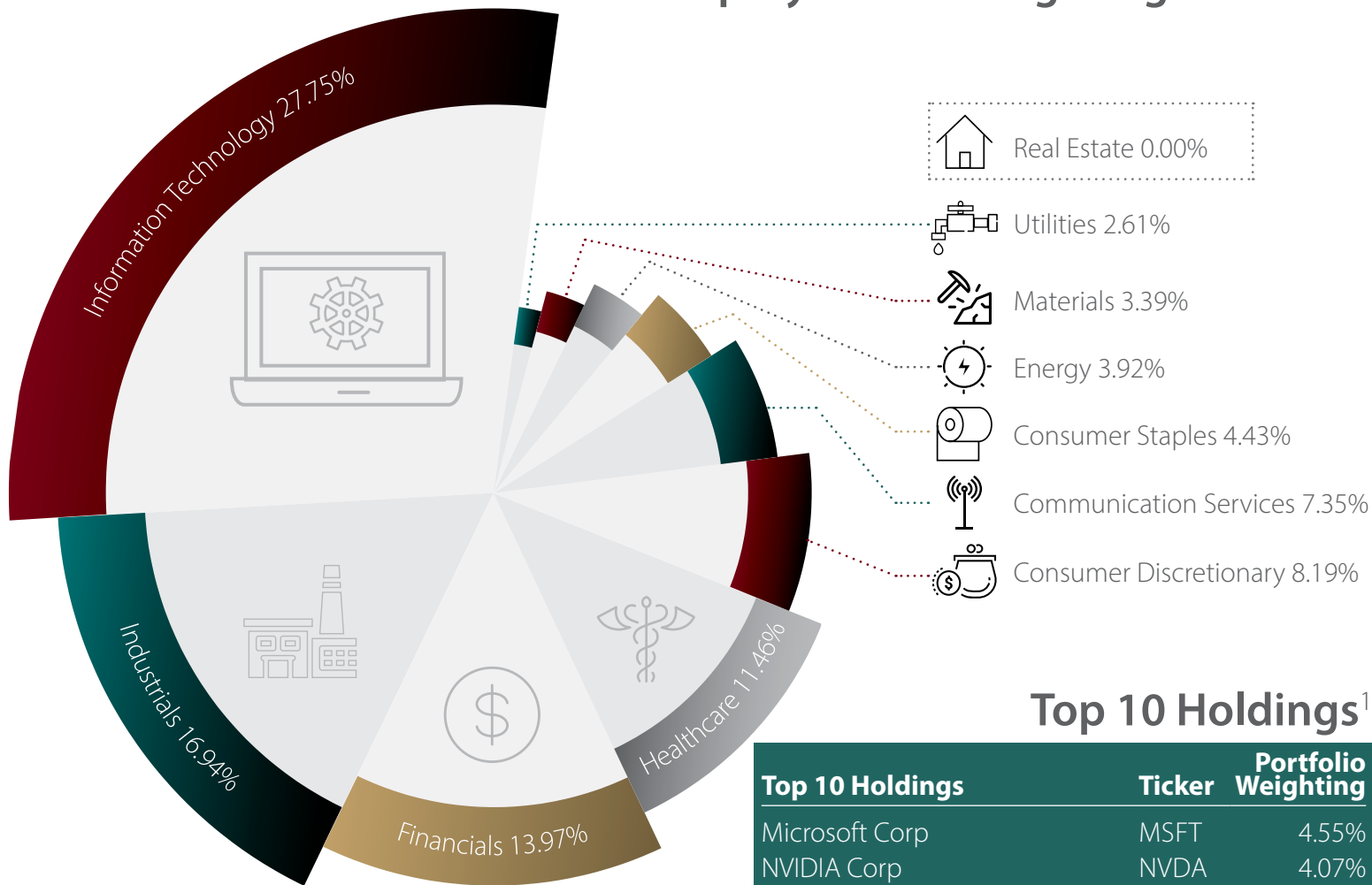
Opportunity

This strategy targets between 35-40 individual equity positions, though it may invest in ETFs or other exchange traded assets when needed. It can invest in any exchange traded asset class and is not restricted by market cap, sector, or geographic location.

Dynamic ETF

This strategy targets between 17-20 ETF positions and utilizes a core/satellite approach to investing. It can invest in any exchange traded fund (ETF), and it primarily invests in broad market index ETFs, sector and industry specific ETFs, as well as factor and style focused ETFs.

Opportunity

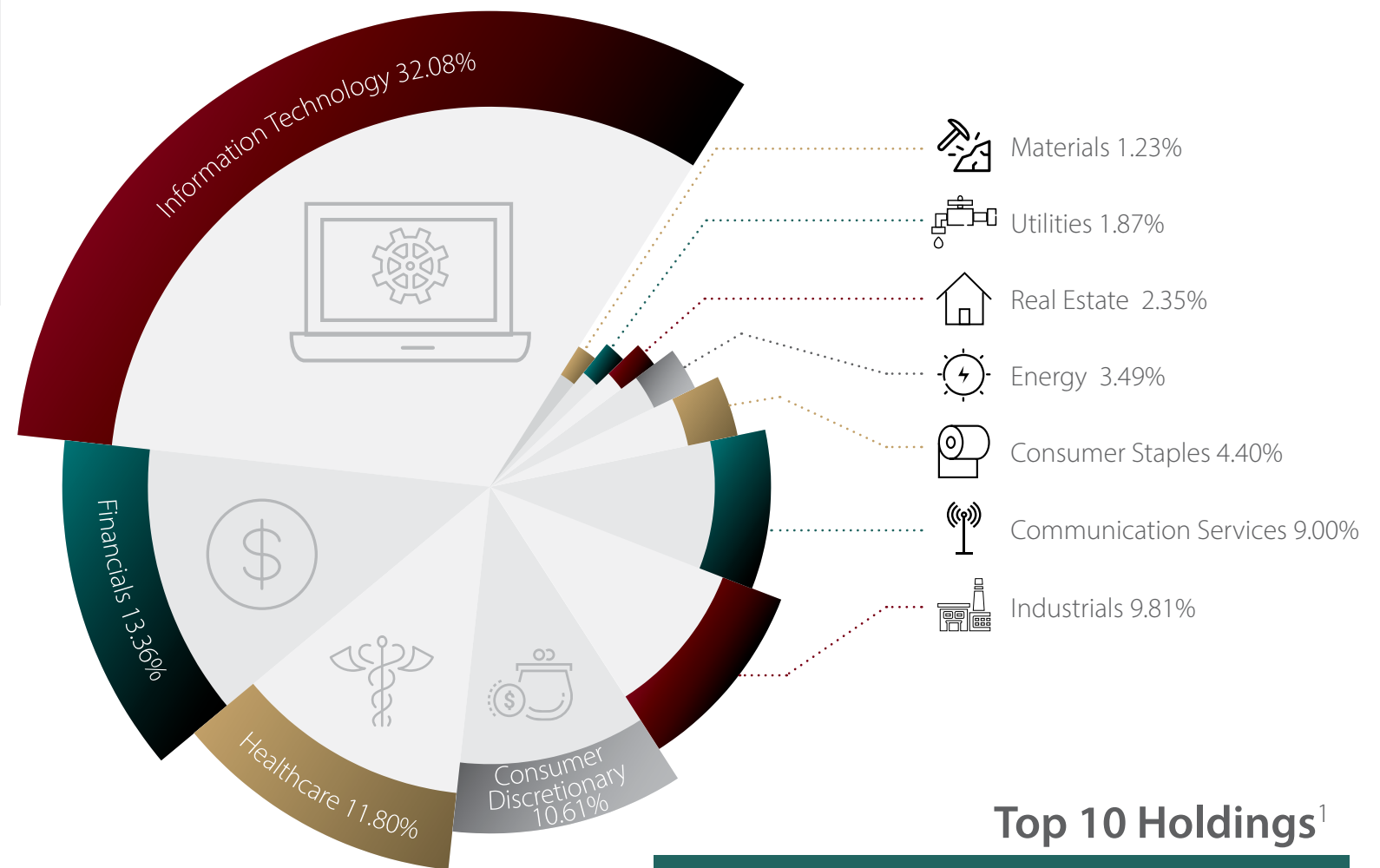


Top 10 Holdings¹

Top 10 Holdings	Ticker	Portfolio Weighting
Microsoft Corp	MSFT	4.55%
NVIDIA Corp	NVDA	4.07%
Amazon.com Inc	AMZN	3.91%
Alphabet Inc Class A	GOOGL	3.86%
Apple Inc	AAPL	3.83%
Fair Isaac Corp	FICO	3.39%
Meta Platforms Inc Class A	META	3.37%
Eli Lilly and Co	LLY	3.05%
Arista Networks Inc	ANET	3.04%
JPMorgan Chase & Co	JPM	2.90%

Dynamic ETF

Equity Sector Weighting¹



Top 10 Holdings¹

Top 10 Holdings	Ticker	Portfolio Weighting
Vanguard Information Technology ETF	VGT	26.64%
iShares Core S&P 500 ETF	IVV	15.13%
Financial Sel Sect SPDR® ETF	XLF	10.84%
Health Care Sel Sect SPDR® ETF	XLV	9.62%
Vanguard Consumer Discretionary ETF	VCR	8.62%
Industrial Sel Sect SPDR® ETF	XLI	7.85%
Communication Srvs Sel Sect SPDR® ET	XLC	7.50%
Consumer Staples Sel Sect SPDR® ETF	XLP	3.36%
Energy Sel Sect SPDR® ETF	XLE	2.83%
Vanguard Small-Cap ETF	VB	2.81%

Disclosure Information

1. Equity Sector Weightings and Top 10 Holdings are as of this report and are subject to change without notice. Please see important applicable disclosures at the end of this presentation.

Disclosure Information Continued

General Disclosure

Spire Wealth Management, LLC is a Federally Registered Investment Advisory Firm. Securities offered through an affiliated company, Spire Securities, LLC., a Registered Broker/Dealer and member FINRA/SIPC. Registration with the SEC does not imply their approval or endorsement of any service provided by Corbett Road. This presentation is based on the views of Corbett Road. Other organizations or persons may analyze investments and the approach to investing from a different perspective than that reflected in this presentation. Nothing included herein is intended to infer that the approach to investing discussed in this presentation will assure any particular investment results.

This presentation is not to be considered investment advice and is not to be relied upon as the basis for entering any transaction or advisory relationship or making any investment decision. All investments involve the risk of loss, including the loss of principal. Past performance is not an indicator of future results.

Investors should consider the investment objectives, risks, charges, and expenses of each strategy before making an investment decision. This and other information about the strategies presented, including additional risks, are contained in Corbett Road's Form ADV Part 2 available at <https://adviserinfo.sec.gov/firm/summary/305063>, which you should read carefully before you invest. Additional information pertaining to ETFs used for investment purposes can be found in the prospectus for each ETF.

Gross performance is defined as the performance results of a portfolio before the deduction of all fees and expenses. Net performance is defined as the performance results of a portfolio after the deduction of all fees and expenses that a client or investor has paid or would have paid in connection with the adviser's services to the relevant portfolio, including, if applicable, advisory fees, advisory fees paid to underlying investment vehicles such as MFs and ETFs, and payments by the investment adviser for which the client or investor reimburses the investment adviser. Custodian fees paid to a bank or other third-party organization for safekeeping funds and securities are excluded from the calculation of net performance. Advisory fees charged to Corbett Road clients, are described in Corbett Road's Form ADV Part 2 and Part 3 available at <https://adviserinfo.sec.gov/firm/summary/305063>. Non-fee-paying accounts reflect the deduction of the highest possible fees for each strategy to calculate net performance.

In addition to fees paid to Corbett Road, entities advising mutual funds, exchange traded securities, and pooled investment vehicles, will also charge underlying fees and expenses for managing the investment product.

Investors cannot invest in a market index directly, and the performance of an index does not represent any actual transactions. The performance of an index is not an actual client portfolio which is subject to the deduction of various fees and expenses which would lower returns.

Use of Indicators

Corbett Road's quantitative models utilize a variety of factors to analyze trends in economic conditions and the stock market to determine asset and sector allocations that help us gauge market movements in the short- and intermediate term. There is no guarantee that these models or any of the factors used by these models will result in favorable performance returns. Models used by Corbett Road are reviewed periodically. Inputs, factors, and indicators used in these models are subject to change.

Cash Position


We continue to treat cash as an asset class. As such, unless determined to the contrary by CRCM, all cash positions (money markets, etc.) shall continue to be included as part of assets under management for purposes of calculating our advisory fee. This includes our TX (tactical portfolio strategies) that could experience a substantial shift in cash for short or intermediate time periods. At any specific point in time, depending on perceived or anticipated market conditions and events, we may maintain cash positions for defensive purposes. All portfolios are actively managed and monitored during these high cash allocation periods and may shift back to increased equity and/or fixed income allocations at any time. There is no guarantee that such anticipated market conditions and events will occur. In addition, while assets are maintained in cash, such amounts miss the opportunity for market advances. Depending on current yields, at any point and time, our advisory fee could exceed the interest paid by the client's money market fund.

Opportunity and Dynamic ETF Strategies

All information is based on sources deemed reliable, but no warranty or guarantee is made as to its accuracy or completeness.

Active Dynamic ETF Strategy

The Dynamic strategy targets between 17-20 ETF positions. In addition to fees paid to Corbett Road, entities advising mutual funds, exchange traded securities, and pooled investment vehicles, will also charge underlying fees and expenses for managing the investment product. The highest additional fee an investor should expect to pay for an investment in Dynamic would be 9bps (9/100 of 1%). Cost may change overtime due to changes in the fees charged by third party managed ETFs used in this strategy.



Contact Us

Contact us to discuss how Corbett Road can help you achieve your goals.

Toll Free: 844.688.4955

info@corbettroad.com

www.corbettroad.com

[linkedin.com/company/corbettroad](https://www.linkedin.com/company/corbettroad)

Washington, D.C.

7901 Jones Branch Dr, Suite 800

McLean, VA 22102

Local: 703.748.5836

Boston, MA

101 Arch St, 8th Floor

Boston, MA 02110

Local: 617.600.7930

Los Angeles, CA

1901 Avenue of the Stars, Suite 200

Century City, CA 90067

Local: 310.591.5674

Fort Lauderdale, FL

2598 E. Sunrise Blvd, Suite 2104

Ft. Lauderdale, FL 33304

Local: 954.507.6038

Knoxville, TN

800 S. Gay St, Suite 700

Knoxville, TN 37929

Local: 865.444.4520

Phoenix, AZ

2375 E. Camelback Rd, Suite 600

Phoenix, AZ 85016

Local: 602.807.1145

St. Louis, MO

7777 Bonhomme Ave, Suite 1800

Clayton, MO 63105

Local: 314.463.0133

