

MAAP Strategies

my**path** Asset Allocation Portfolios™ (MAAP) are passive, strategic asset allocation solutions focused on risk diversification. By investing in broad-based, passively managed exchange traded funds (ETFs), these portfolios aim to balance risk across major asset classes to reduce variability in returns over a long period of time.

Investment Process

Each portfolio's level of risk is embedded in the corresponding targeted allocation. Allocation percentages, strategic adjustments, and rebalances of the portfolios are guided by the firm's market outlook and the variance of individual positions from their targeted allocations.

MAAP Traditional

MAAP Traditional provides a well-diversified asset allocation that can be used in any type of account.

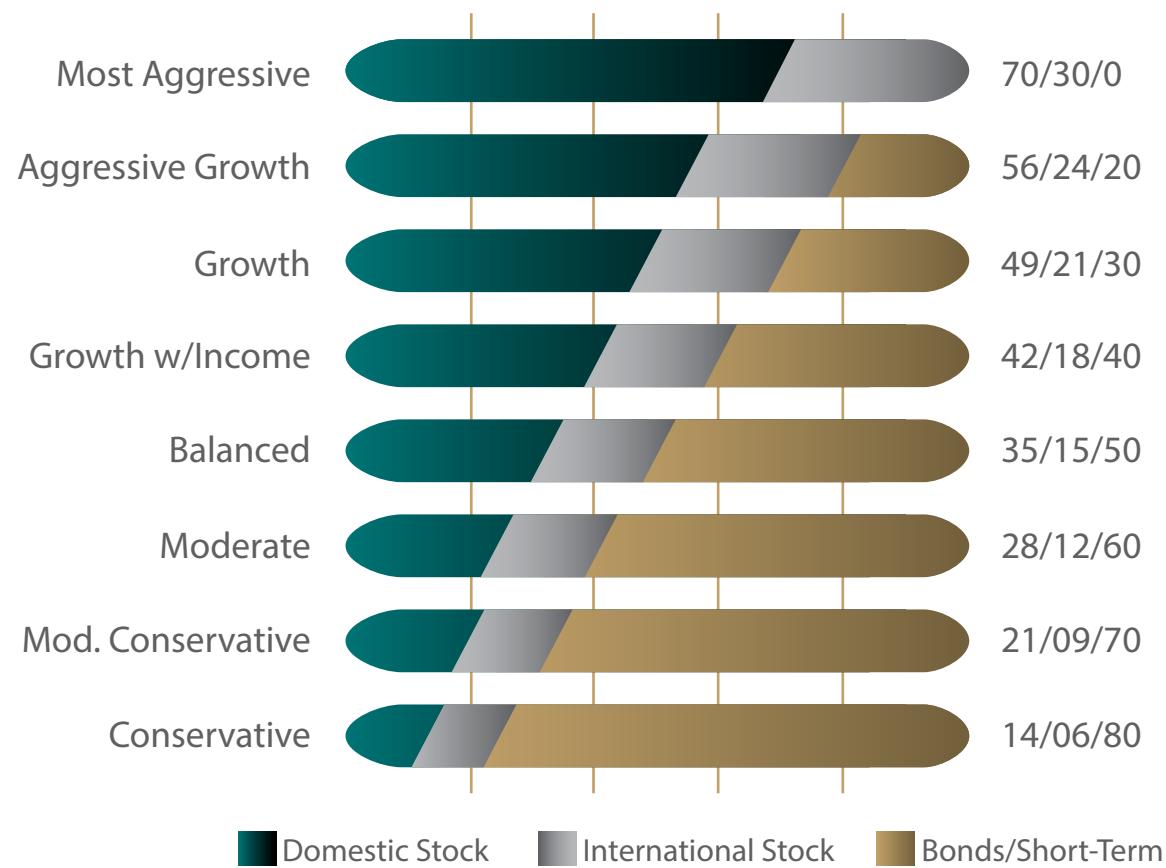
MAAP Dividend

MAAP Dividend provides a well-diversified asset allocation solution that focuses on income producing equity ETFs.

MAAP Tax-Aware

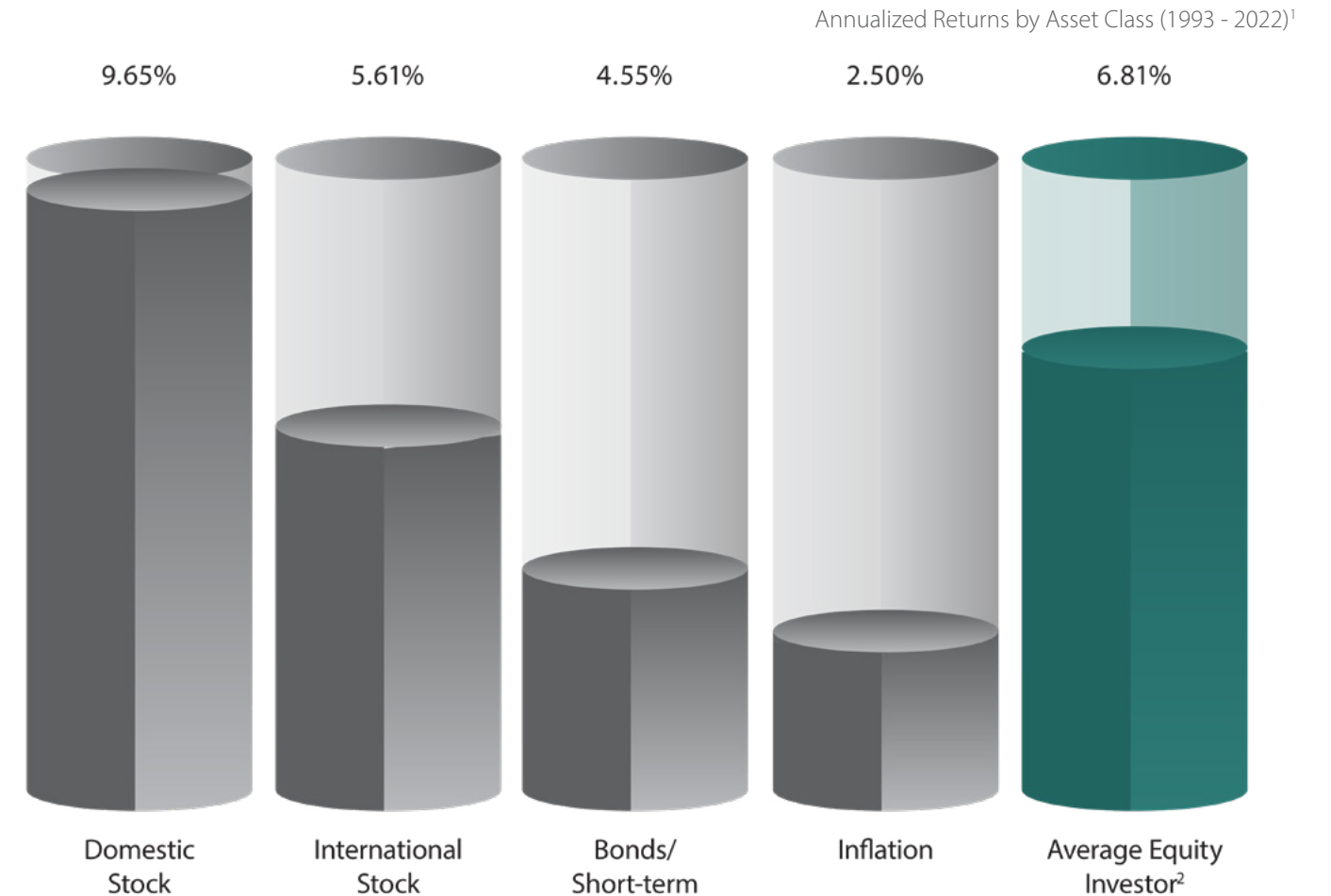
MAAP Tax-Aware provides a well-diversified asset allocation solution that utilizes municipal bond ETFs in an effort to produce a more tax-aware result.

MAAP Target Allocations¹



1. Portfolio allocations are subject to change

The CASE for a DISCIPLINED Investment Approach



Disclosure Information

1 – Source of data - Barclays, Bloomberg, FactSet, Standard & Poor's, J.P. Morgan Asset Management; Dalbar Inc, MSCI, NAREIT, Russell. Indices used are as follows: Domestic Stock: S&P 500, International Stock: MSCI EAFE, Bonds: Bloomberg Barclays U.S. Aggregate Index, Inflation: CPI.

2 – Average Equity Investor return is based on an analysis by Dalbar Inc. Study source: Dalbar QAIB 2023 study, Morningstar, Inc.

Market performance information is included solely to demonstrate the potential benefits historically associated with asset classes and does not represent or suggest results Corbett Road would or may have achieved when managing client portfolios. Investors cannot invest in a market index directly, and the performance of an index does not represent any actual transactions. The performance of an index is not an actual client portfolio which is subject to the deduction of various fees and expenses which would lower returns.

Clients invested in the MAAP strategies must choose a specific stock to bond ratio that meets their suitability and investment objectives. Allocations range from a 100% investment in stocks to a 100% investment in bonds. Fees will vary based upon the specific stock to bond ratio selected for the Client. In addition to fees paid to Corbett Road, entities advising mutual funds, exchange traded securities, and pooled investment vehicles, will also charge underlying fees and expenses for managing the investment product. The highest additional fee an investor should expect to pay for an investment in MAAP would be 31bps (31/100 of 1%) when MAAP is 100% invested in Fixed Income. Cost may change overtime due to changes in the fees charged by third party managed ETFs used in this strategy.

Please see important applicable disclosures at the end of this presentation.



CORBETT ROAD
WEALTH MANAGEMENT

Disclosure Information Continued

General Disclosure

Spire Wealth Management, LLC is a Federally Registered Investment Advisory Firm. Securities offered through an affiliated company, Spire Securities, LLC., a Registered Broker/Dealer and member FINRA/SIPC. Registration with the SEC does not imply their approval or endorsement of any service provided by Corbett Road. This presentation is based on the views of Corbett Road. Other organizations or persons may analyze investments and the approach to investing from a different perspective than that reflected in this presentation. Nothing included herein is intended to infer that the approach to investing discussed in this presentation will assure any particular investment results.

This presentation is not to be considered investment advice and is not to be relied upon as the basis for entering any transaction or advisory relationship or making any investment decision. All investments involve the risk of loss, including the loss of principal. Past performance is not an indicator of future results.

Investors should consider the investment objectives, risks, charges, and expenses of each strategy before making an investment decision. This and other information about the strategies presented, including additional risks, are contained in Corbett Road's Form ADV Part 2 available at <https://adviserinfo.sec.gov/firm/summary/305063>, which you should read carefully before you invest. Additional information pertaining to ETFs used for investment purposes can be found in the prospectus for each ETF.

Gross performance is defined as the performance results of a portfolio before the deduction of all fees and expenses. Net performance is defined as the performance results of a portfolio after the deduction of all fees and expenses that a client or investor has paid or would have paid in connection with the adviser's services to the relevant portfolio, including, if applicable, advisory fees, advisory fees paid to underlying investment vehicles such as MFs and ETFs, and payments by the investment adviser for which the client or investor reimburses the investment adviser. Custodian fees paid to a bank or other third-party organization for safekeeping funds and securities are excluded from the calculation of net performance. Advisory fees charged to Corbett Road clients, are described in Corbett Road's Form ADV Part 2 and Part 3 available at <https://adviserinfo.sec.gov/firm/summary/305063>. Non-fee-paying accounts reflect the deduction of the highest possible fees for each strategy to calculate net performance.

In addition to fees paid to Corbett Road, entities advising mutual funds, exchange traded securities, and pooled investment vehicles, will also charge underlying fees and expenses for managing the investment product.

Investors cannot invest in a market index directly, and the performance of an index does not represent any actual transactions. The performance of an index is not an actual client portfolio which is subject to the deduction of various fees and expenses which would lower returns.

Use of Indicators

Corbett Road's quantitative models utilize a variety of factors to analyze trends in economic conditions and the stock market to determine asset and sector allocations that help us gauge market movements in the short- and intermediate term. There is no guarantee that these models or any of the factors used by these models will result in favorable performance returns. Models used by Corbett Road are reviewed periodically. Inputs, factors, and indicators used in these models are subject to change.

Cash Position

We continue to treat cash as an asset class. As such, unless determined to the contrary by CRCM, all cash positions (money markets, etc.) shall continue to be included as part of assets under management for purposes of calculating our advisory fee. This includes our TX (tactical portfolio strategies) that could experience a substantial shift in cash for short or intermediate time periods. At any specific point in time, depending on perceived or anticipated market conditions and events, we may maintain cash positions for defensive purposes. All portfolios are actively managed and monitored during these high cash allocation periods and may shift back to increased equity and/or fixed income allocations at any time. There is no guarantee that such anticipated market conditions and events will occur. In addition, while assets are maintained in cash, such amounts miss the opportunity for market advances. Depending on current yields, at any point and time, our advisory fee could exceed the interest paid by the client's money market fund.

MAAP Traditional, Dividend, and Tax Aware Strategies

Clients invested in the MAAP strategies must choose a specific stock to bond ratio that meets their suitability and investment objectives. Allocations range from a 100% investment in stocks to a 100% investment in bonds. Fees will vary based upon the specific stock to bond ratio selected for the Client. The highest additional fee an investor should expect to pay for an investment in MAAP would be 31bps (31/100 of 1%) when MAAP is 100% invested in Fixed Income. Cost may change overtime due to changes in the fees charged by third party managed ETFs used in this strategy. All information is based on sources deemed reliable, but no warranty or guarantee is made as to its accuracy or completeness. This is not an offer to sell or solicitation to buy any securities nor a recommendation to engage in any transaction or strategy. This represents our opinion as of the date of publication and should

not be relied upon as financial advice.

Past performance may not be indicative of future results. While the sources of information, including any forward-looking statements and estimates, included in this (these) chart(s)/graph(s) was deemed reliable, we do not guarantee its accuracy.

Corbett Road Investment Management ("CRIM") is a Subchapter S Corporation. CRIM claims compliance with the Global Investment Performance Standards (GIPS®).


CRIM together with Spire Investment Partners LLC, form Corbett Road Investment Partners, LLC. Corbett Road Investment Partners, LLC is the entity that owns Corbett Road Capital Management, LLC (CRCM), a registered investment adviser.

Corbett Road Wealth Management, LLC (CRWM) is a dba name for the group of financial advisors who are registered with Spire Wealth Management, LLC, a subsidiary of Spire Investment Partners LLC.

Together, CRCM and CRWM manage a variety of investment strategies that are offered to different groups of clients. CRCM offers investment advisory and sub-advisory services to institutionally oriented accounts, which include accounts with financial advisory firms as well as clients who open an account with \$20 million or more in assets with the Firm, while CRWM offers advisory services to directly to individual High Net Worth and retail investors.

CRIM oversees the accounts of CRWM and CRCM that have signed an investment management agreement.

GIPS® is a registered trademark of CFA Institute. CFA Institute does not endorse or promote this organization, nor does it warrant the accuracy or quality of the content contained herein.



Contact Us

Contact us to discuss how Corbett Road can help you achieve your goals.

Toll Free: 844.688.4955

info@corbettroad.com

www.corbettroad.com

[linkedin.com/company/corbettroad](https://www.linkedin.com/company/corbettroad)

Washington, D.C.

7901 Jones Branch Dr, Suite 800
McLean, VA 22102
Local: 703.748.5836

Boston, MA

101 Arch St, 8th Floor
Boston, MA 02110
Local: 617.600.7930

Los Angeles, CA

1901 Avenue of the Stars, Suite 200
Century City, CA 90067
Local: 310.591.5674

Fort Lauderdale, FL

2598 E. Sunrise Blvd, Suite 2104
Ft. Lauderdale, FL 33304
Local: 954.507.6038

Knoxville, TN

800 S. Gay St, Suite 700
Knoxville, TN 37929
Local: 865.444.4520

Phoenix, AZ

2375 E. Camelback Rd, Suite 600
Phoenix, AZ 85016
Local: 602.807.1145

St. Louis, MO

7777 Bonhomme Ave, Suite 1800
Clayton, MO 63105
Local: 314.463.0133

